

1 There is at least one right angle in each picture.
Mark the right angles on the pictures.
The first one has been done for you.


a)	d)
b)	e)
c)	f)

Compare answers with a partner.

2 A rectangle has four right angles.
Mark the right angles on the rectangle.




3 Alex and Jack are identifying right angles.



Alex

Both of the angles are right angles.



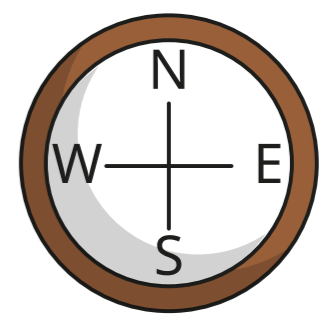
Jack

I disagree. The first one is a right angle, but the second one is a left angle because it is on the left of the line.

Who do you agree with? _____

Talk about it with a partner.

4 Max is facing north.
He turns a quarter turn.



This is the same as one right angle.

Do you agree with Max? _____

Talk about it with a partner.

5 Complete the sentences.

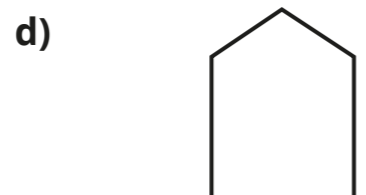

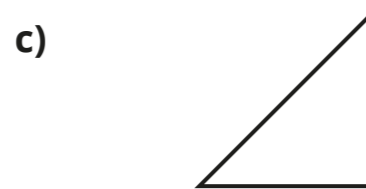

A quarter turn is equal to right angle.

A half turn is equal to right angles.

A three-quarter turn is equal to right angles.

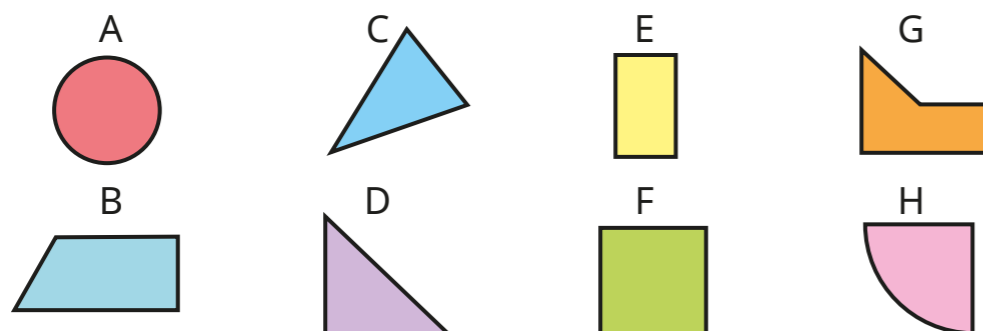
A full turn is equal to right angles.

6 Draw the right angles on each shape.



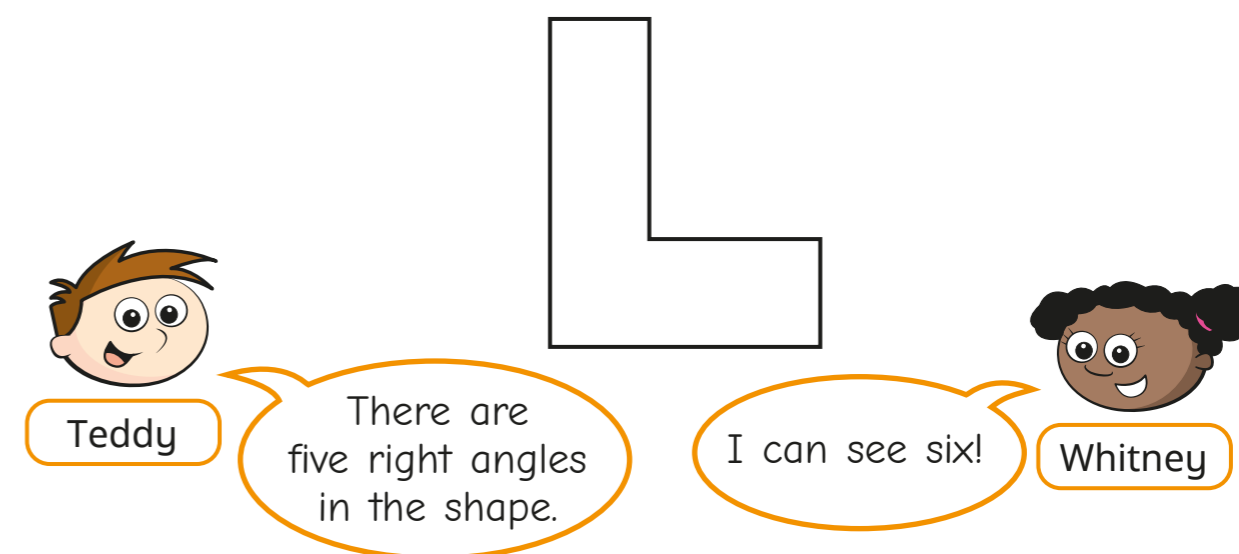
7 Look at the number of right angles in each shape.

Sort the shapes into the table.



0 right angles	1 right angle	2 right angles	3 right angles	4 right angles

8 Teddy and Whitney are identifying right angles in the shape.

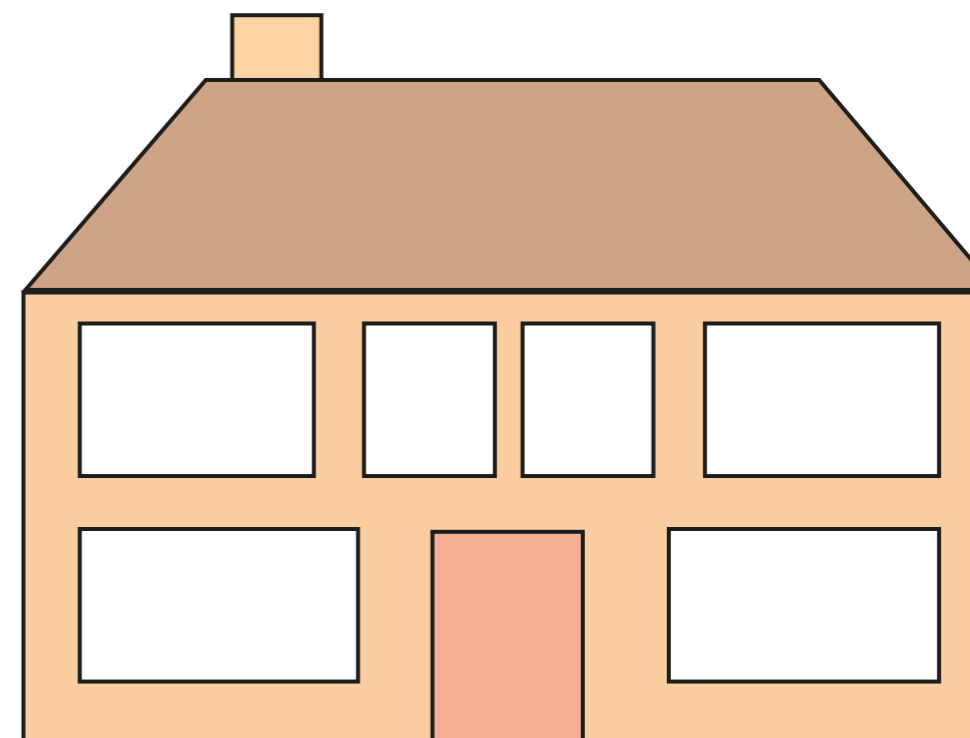


Who do you agree with? _____

Draw on the shape to show your thinking.

9 How many right angles can you find in the picture?

Mark them on the picture.



Create your own problem like this for a partner.